



Stacey Gilmour
Outreach & Scrutiny Officer
Direct: 020 8379 4187

e-mail: stacey.gilmour@enfield.gov.uk

CRIME SCRUTINY STANDING WORKSTREAM

**Thursday, 20th October, 2016 at 7.15 pm in the Conference
Conference Room, Civic Centre, Silver Street, Enfield, EN1 3XA**

Membership:

Councillors: : Joanne Laban (Chair), Ahmet Hasan, Sarah Doyle, Elaine Hayward, Patricia Ekechi and Andrew Stafford (Vice-Chair)

AGENDA

1. WELCOME & APOLOGIES

2. DECLARATIONS OF INTEREST

Members of the Council are invited to identify any disclosable pecuniary, other pecuniary or non-pecuniary interests relevant to items on the agenda.

3. DOMESTIC ABUSE & VIOLENCE AGAINST WOMEN AND GIRLS (Pages 1 - 2)

To receive a report from Andrea Clemons, Head of Community Safety.

4. SSCB PERFORMANCE MANAGEMENT-MONITORING UPDATE INCLUDING HATE CRIME (Pages 3 - 12)

To receive reports from Andrea Clemons, Head of Community Safety.

5. UPDATE ON THE MOPAC AND CRIME POLICING PLAN

To receive a verbal update from Andrea Clemons, Head of Community Safety.

6. UPDATE ON POLICE NUMBERS (Pages 13 - 16)

To receive an update from Superintendent Jenny Barnett on Police numbers in the Borough.

7. WORK PROGRAMME 2016/17 (Pages 17 - 18)

To note the Work Programme for 2016/17

8. MINUTES OF THE MEETING HELD ON 22 MARCH 2016 (Pages 19 - 26)

To receive and agree the Minutes of the meeting held on 22 March 2016.

9. ANY OTHER BUSINESS

10. DATES OF FUTURE MEETINGS

To note the dates of future meetings as follows:

5 January 2017

22 March 2017

11. EXCLUSION OF PRESS & PUBLIC

To consider, if necessary, passing a resolution under Section 100(A) of the Local Government Act 1972 excluding the press and public from the meeting for the item of business listed in Part 2 of the agenda on the grounds that it will involve the likely disclosure of exempt information as defined in those paragraphs of Part 1 Schedule 12A to the Act, (as amended by the Local Government (Access to Information) (Variation) Order 2006), as are listed on the agenda (Please note there is no Part 2 agenda).

Domestic Abuse and Violence Against Women & Girls (VAWG)**Crime and Safety Scrutiny**

- Recorded Domestic Abuse offences have increased by 124 offences in the 12 months to the 26th of September 2016 (+4.4%, London: +6.1%). In the same period, Violence with Injury offences which were Domestic Violence have increased by 26 offences (+2.8%, London: +4.1%).
- The police are conducting an end to end review of DA offences which will be completed in October 2016. It is a priority area for the police.
- The proportion of sanctioned detections has decreased for Domestic Abuse in Enfield (from 33.4% to 31.3%) and for Violence with Injury Domestic Abuse (from 43.1% to 38.3%). The sanction detection rate for rape increased (from 11.6% to 17.2%).
- In August 2016, victims of Domestic Violence who had been a victim of a crime during the previous 12 months represented 18.24% of all Domestic Violence victims (London: 16.29%). On average, Domestic Violence victims had experienced 2.27 previous incidents (London: 2.75).

Domestic Abuse and Violence Against Women and Girls further information

The pillars of the approach set out in the Government's refreshed Violence Against Women and Girls Strategy 2016 - 2020 are – prevention, provision of services, partnership working and pursuing perpetrators.

The previous Mayoral strategy on Violence Against Women and Girls 2015-17 committed to reducing the prevalence of violence against women and girls and working with partners to:

- Focus on prevention and create a culture based on equal rights and respect
- Hold perpetrators of VAWG to account
- Ensure that women and girls have access to protection, justice and support to rebuild their lives

The priorities for the new Mayor of London will include tackling violence against women and girls which comes at a time when violent crimes against women and girls throughout England and Wales have reached a record high, according to new statistics.

An annual report, released by the Crown Prosecution Service, showed that nationally domestic abuse, rape and sexual offences accounted for 18.6 per cent of the organisation's workload; an increase of nearly 9 per cent in six years.

In the past year, nationally 4,643 people were convicted of rape; stalking prosecutions rose by 7.1 per cent; and child sex abuse prosecutions rose by 15.4 per cent.

These figures represent a rise in the numbers of women who will now engage with the criminal justice system, as our figures also note below (support to victims engaged with CJS), however there are many more victims that are not engaged with the CJS or that need support systems in place to encourage reporting.

The Domestic Abuse in London 2015-16 report produced by MOPAC highlights that an additional 8 domestic homicides occurred during 2015-16 however there were very few or no offences of severity related to the victims. This would suggest that cases identified as standard or medium risk, from a range of agencies, would need greater focus. This could be resourced via additional case workers, which is an area of commissioning that we are striving for from 2017 or as soon as possible.

At a time when the focus is on holding perpetrators to account there is little funding available to Partnerships to realise this outside of the London Crime Prevention Fund. To tackle root causes of abuse and ensure Partnerships can robustly action and measure this, consideration needs to be given to how we can effectively manage abusers and repeat offenders. It is anticipated that the new PCC will be looking to link more closely offenders who commit violent offences within a Domestic setting with the measures available to tackle offending behaviour more widely such as measures used for those who commit volume crime, whilst recognising that they need a specialist approach.

In previous years, with a number of funding strands, we have seen that there can be a disconnect between actual demand and funding to tackle VAWG and that this has not always appeared to reflect this. Enfield has many of the same issues as inner London boroughs but will not always see funding allocations matching demands. It is believed that the allocation of the London Crime Prevention Fund from April 2017, from the new Mayor of London will be announced in the next month.

Executive Summary**Performance report****New updates on performance indicators since last meeting:**

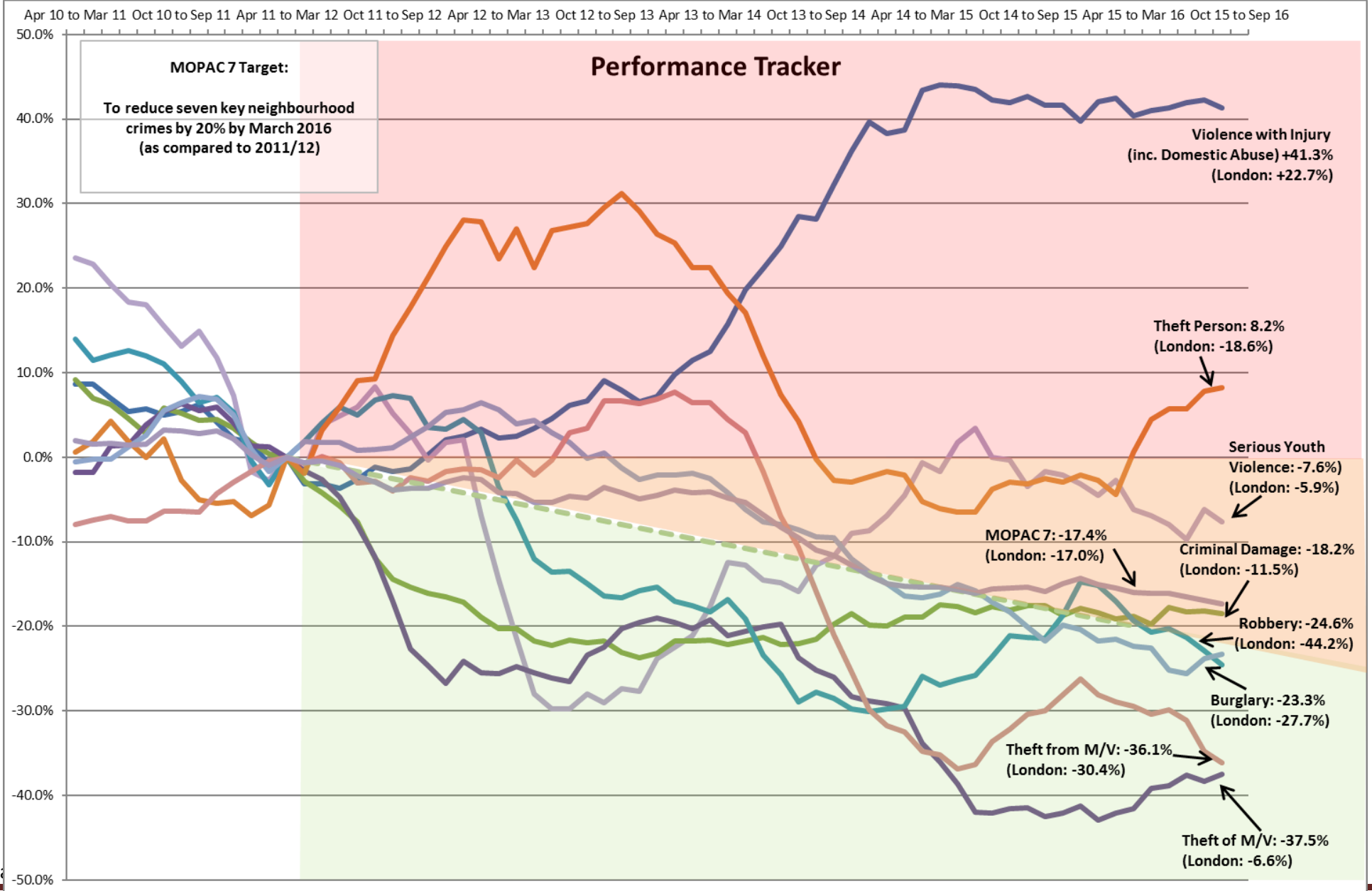
- Burglary (-4.8%), Criminal Damage (-0.8%), Robbery (-2.2%), and Theft from M/V (-9.7%) are all currently experiencing reductions in the rolling 12-months to 26th of September 2016.
- Enfield is currently experiencing a 2.1% increase in Serious Youth Violence in the rolling 12 months to the 26th of September 2016. London has experienced an overall increase of +4.3% in the same period.
- Overall, MOPAC Seven crime categories are experiencing a -1.2% decrease in the rolling 12 months to date.
- Recorded Domestic Abuse offences have increased by 124 offences in the 12 months to the 26th of September 2016 (+4.4%, London: +6.1%). In the same period, Violence with Injury offences which were Domestic Violence have increased by 26 offences (+2.8%, London: +4.1%).
- Three of the seven MOPAC indicators are currently experiencing increases in the rolling 12-months (Theft of M/V +12.1%, Theft from Person +14.4%, Violence with Injury +0.1%).

1. Performance Overview**MOPAC 7 and SSCB Priorities**

MOPAC 7 (Data to 26th of September 2016)							
Crime Type	Baseline 2011/12	Target 2015/16	Current 12- Months	Enfield % Change 12- Months	MPS % Change 12- Months	Enfield % Change Baseline	MPS % Change Baseline
Burglary	3,542	2,834	2,714	-4.8%	-2.9%	-23.4%	-27.8%
Criminal Damage	2,598	2,078	2,119	-0.8%	3.0%	-18.4%	-11.1%
Robbery	1,123	898	864	-2.2%	-0.4%	-23.1%	-43.7%
Theft from M/V	3,011	2,409	1,889	-9.7%	1.3%	-37.3%	-31.1%
Theft of M/V	1,082	866	702	12.1%	14.5%	-35.1%	-4.4%
Theft from Person	474	379	532	14.4%	-1.5%	12.2%	-17.8%
Violence with Injury Total	1,674	1,339	2,392	0.1%	5.2%	42.9%	23.3%
Violence with Injury Excl DV	n/a	n/a	1,445	-1.6%	5.7%	n/a	n/a
MOPAC 7 Total	13,504	10,803	11,212	-1.2%	2.4%	-17.0%	-16.8%
Additional SSCB Priorities							
ASB Calls	14,014	11,211	8,856	14.1%	5.9%	-36.8%	-40.7%
Hate Crime ²	123	N/A	432	27.4%	20.5%	251.2%	93.4%
Serious Acquisitive Crime ¹	7,846	6,276	5,575	4.3%	1.8%	-28.9%	-29.6%
Serious Youth Violence	293	232	288	2.1%	4.3%	-1.7%	-5.0%
Domestic Abuse	1,946	N/A	2,920	4.4%	6.1%	50.1%	n/a
Total Notifiable Offences	22,946	N/A	23,241	3.1%	4.2%	1.3%	-92.2%
<i>State-based</i>	2,296	N/A	1,923	-0.5%	0.9%	-16.2%	n/a
<i>Victim-based</i>	20,594	N/A	21,292	3.4%	4.5%	3.4%	n/a

1. Serious Acquisitive Crime is defined as Domestic Burglary, Robbery (Personal & Business), Theft from Motor Vehicle, and Theft of Motor Vehicle.

2. Includes Anti-Semitic, Islamophobic, Racist and Religious, and Homophobic offences.



London Borough Ranking Tables – MOPAC 7 & Total Notifiable Offences Percentage Changes

MOPAC 7 Crime				
Borough	Sep14 - Aug15	Sep15 - Aug16	Change	Rank (previous)
Sutton	5500	5097	-7.3%	1 (2)
Islington	13741	13000	-5.4%	2 (3)
Camden	13608	12941	-4.9%	3 (1)
Bromley	9763	9336	-4.4%	4 (5)
Enfield	11418	11155	-2.3%	5 (9)
Waltham Forest	10158	9947	-2.1%	6 (7)
Hillingdon	10340	10177	-1.6%	7 (6)
Redbridge	9719	9610	-1.1%	8 (4)
Hackney	13010	13078	0.5%	9 (11)
Westminster	19298	19419	0.6%	10 (15)
Richmond upon Thames	5094	5127	0.6%	11 (13)
Newham	14037	14146	0.8%	12 (20)
Ealing	12176	12296	1.0%	13 (16)
Merton	6216	6303	1.4%	14 (18)
Lewisham	10921	11082	1.5%	15 (22)
Barnet	12323	12506	1.5%	16 (21)
Hammersmith & Fulham	8377	8502	1.5%	17 (12)
Tower Hamlets	13104	13302	1.5%	18 (19)
Croydon	13758	14091	2.4%	19 (17)
Bexley	5799	5961	2.8%	20 (10)
Wandsworth	10668	11026	3.4%	21 (14)
Haringey	12635	13076	3.5%	22 (23)
Barking & Dagenham	8121	8408	3.5%	23 (26)
Kingston upon Thames	4069	4255	4.6%	24 (24)
Southwark	13865	14548	4.9%	25 (25)
Lambeth	15035	15844	5.4%	26 (27)
Hounslow	9383	9902	5.5%	27 (28)
Greenwich	9657	10213	5.8%	28 (29)
Kensington & Chelsea	7643	8095	5.9%	29 (8)
Havering	7750	8246	6.4%	30 (30)
Brent	11219	12530	11.7%	31 (31)
Harrow	5936	6730	13.4%	32 (32)
London Total	334671	340279	1.70%	

Victim-Based Total Notifiable Offences (TNOs)				
Borough	Sep14 - Aug15	Sep15 - Aug16	Change	Rank (previous)
Sutton	10377	9886	-4.7%	1 (1)
Islington	25636	25263	-1.5%	2 (3)
Bromley	19284	19060	-1.2%	3 (6)
Camden	27585	27522	-0.2%	4 (4)
Croydon	26819	27048	0.9%	5 (5)
Kingston upon Thames	8952	9050	1.1%	6 (9)
Hillingdon	20233	20495	1.3%	7 (7)
Hammersmith & Fulham	18302	18734	2.4%	8 (8)
Westminster	44986	46128	2.5%	9 (12)
Newham	26820	27578	2.8%	10 (15)
Enfield	20433	21018	2.9%	11 (16)
Richmond upon Thames	10106	10431	3.2%	12 (14)
Kensington & Chelsea	17571	18146	3.3%	13 (2)
Hackney	24868	25724	3.4%	14 (13)
Wandsworth	21677	22441	3.5%	15 (11)
Merton	11773	12228	3.9%	16 (20)
Lambeth	30168	31356	3.9%	17 (21)
Redbridge	17612	18354	4.2%	18 (10)
Waltham Forest	18829	19623	4.2%	19 (22)
Southwark	27834	29046	4.4%	20 (19)
Ealing	24211	25376	4.8%	21 (17)
Lewisham	21088	22228	5.4%	22 (27)
Tower Hamlets	25273	26727	5.8%	23 (23)
Barking & Dagenham	15105	15998	5.9%	24 (24)
Hounslow	19388	20597	6.2%	25 (25)
Bexley	10905	11600	6.4%	26 (18)
Barnet	22406	23887	6.6%	27 (26)
Greenwich	19404	20996	8.2%	28 (28)
Haringey	22703	24772	9.1%	29 (29)
Brent	21994	24363	10.8%	30 (30)
Havering	14443	16028	11.0%	31 (31)
Harrow	11333	12726	12.3%	32 (32)
London Total	659981	686271	4.0%	

2. Serious Acquisitive Crime (SAC)

Robbery

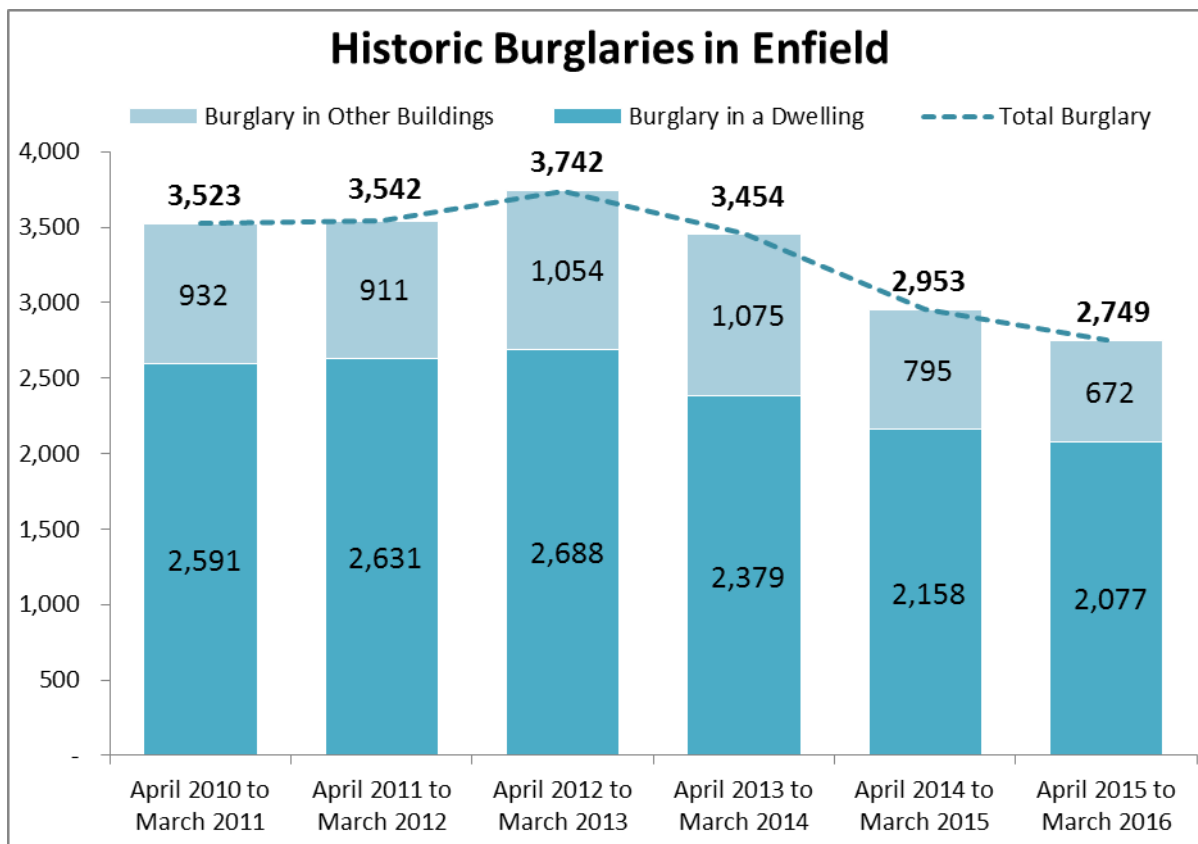
- Currently experiencing a **-2.2% decrease (-19)** in the rolling 12-months and a **-23.1% reduction** compared to 2011/12.
- Robberies have historically been at their lowest in the Winter months.
- In the 8 weeks to the 26th of September 2016, 20.5% of robberies in Enfield were committed with a knife, which is lower than the London average of 22.4%.
- Robberies are monitored through the Enfield Joint Tasking Action Group (JTAG) process.

Vehicle Crime

- Currently experiencing a **-9.7% decrease (-167)** for Theft from M/V in the rolling 12-months and a **-37.3% reduction** compared to 2011/12.
- We are also experiencing a **12.1% increase (+97)** for Theft of M/V in the rolling 12-months and a **-35.1% reduction** compared to 2011/12.
- The Enfield Joint Tasking Action Group (JTAG) is monitoring the evolution of Theft from Motor Vehicle.

Burglary

- Currently experiencing a **-4.8% reduction (-124)** in the rolling 12-months and a **-23.4% reduction** compared to 2011/12.
- Household burglary in Enfield is at its lowest level in several years.
- Burglaries have historically been at their highest in Autumn and Winter. A Winter Crime Reduction work with a focus on burglaries is in place during the month of October.
- MetTrace and the alley gating schemes continue to be implemented across the borough.



3. Serious Youth Violence

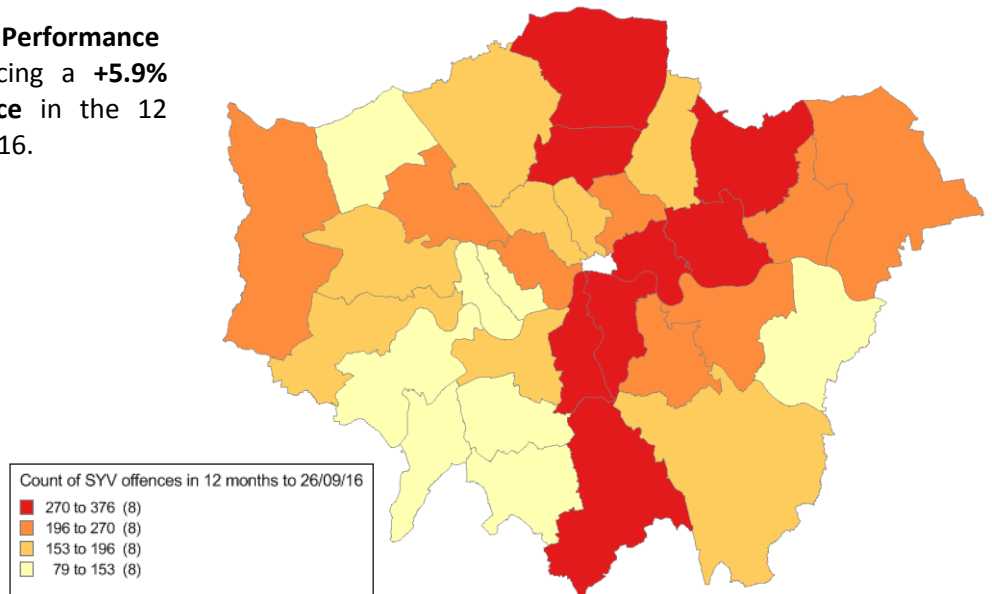
Serious Youth Violence (MPS Data)

Enfield is currently experiencing a 2.1% increase in Serious Youth Violence in the 12 months to the 26th of September 2016. London has experienced an overall increase of +4.3% in the same period.

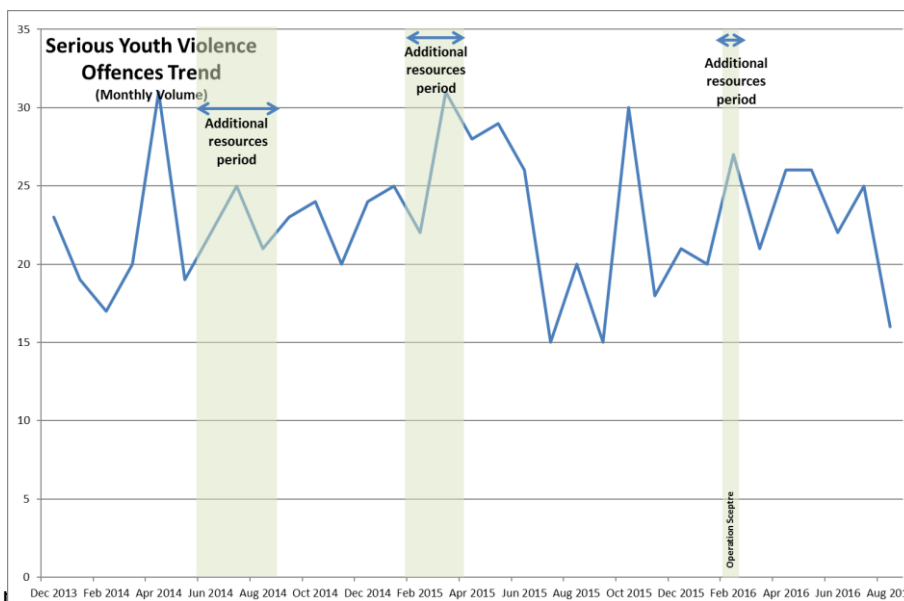
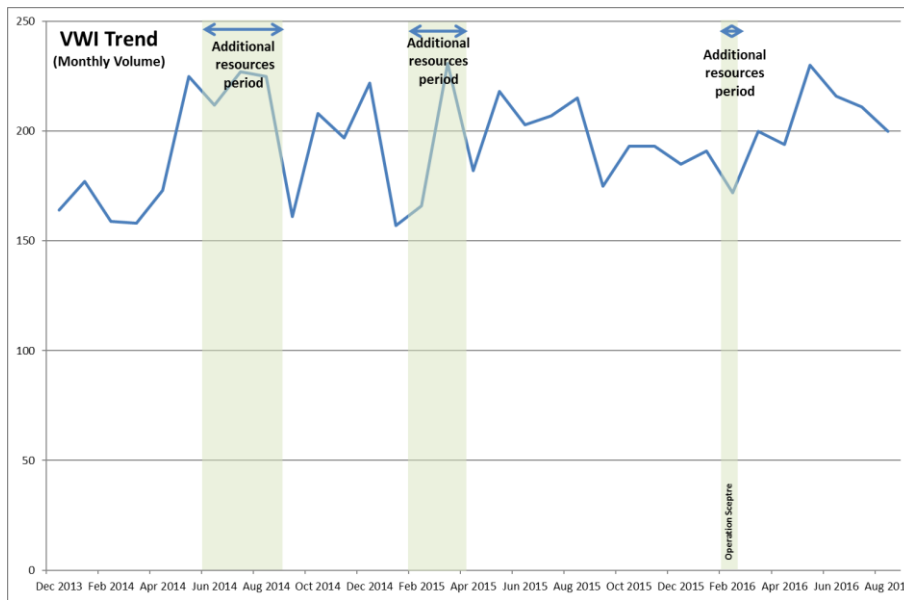
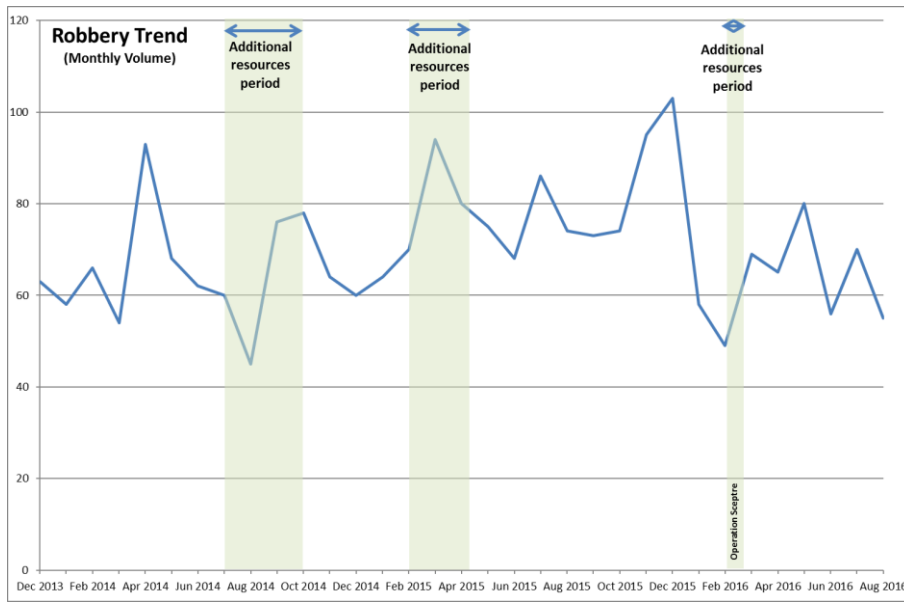
ENFIELD: Changes in Key Gang Related Offences: FY 2014-15 vs. 2015-16				
Offence	12 months to 26 th of September 2015	12 months to 26 th of September 2016	% Change Enfield	% Change London
Knife Crime	477	413	-13.4%	2.4%
Knife Injury	112	115	2.7%	4.3%
Knife Crime Injury victims under 24 (not DA)	49	52	6.1%	6.0%
Gun Crime	84	84	0.0%	10.1%
Gun Discharged (Lethal Barrel only)	8	12	50.0%	47.7%
Gun Crime – Personal Robbery	23	12	-47.8%	4.4%
Serious Youth Violence	282	288	2.1%	4.3%

Serious Youth Violence – Pan-London Performance

- Haringey is currently experiencing a **+5.9% increase in Serious Youth Violence** in the 12 months to the 26th of September 2016.



Violence Trend Charts – December 2013 to August 2016



This page is intentionally left blank

Crime and Safety Hate Crime Performance Report

Hate crime is defined as ‘any criminal offence which is perceived, by the victim or any other person, to be motivated by hostility or prejudice towards someone based on a personal characteristic’. There are 5 centrally monitored strands of hate crime: race or ethnicity; religion or beliefs; sexual orientation; disability; and transgender identity. Hate crimes are a subset of notifiable crimes that are recorded by the police as being motivated by one or more of the 5 monitored strands above.

Enfield is experiencing increases in each of the 5 strands of hate crime. Racist hate crime is the most prevalent strand with 290 offences in the 12 months to the 26th of September 2016, which represents an increase of +13.8% on the rolling 12 months. In the same period, Faith-based hate crime increased by +29 offences (+111.5%). Due to the small count of hate crime in Enfield, any minor change represents a large percentage change.

London is also experiencing increases in each strand of hate crime. Racist hate crime is the most common type of hate crime in London, and Disability hate crime experienced the largest increase in the rolling 12 months to the 26th of September 2016.

Enfield	Current 2 weeks (to 26/09)	Previous 2 weeks (to 12/09)	% Change 2-weeks	Current 12 months	Previous 12 months	% Change 12 months
Racist	23	12	91.7%	330	290	13.8%
Transphobic	0	0	n/a	4	3	33.3%
Homophobic	1	0	n/a	13	3	47.8%
Disability	1	0	n/a	34	23	333.3%
Faith	2	0	n/a	55	26	111.5%

London	Current 2 weeks (to 26/09)	Previous 2 weeks (to 12/09)	% Change 2-weeks	Current 12 months	Previous 12 months	% Change 12 months
Racist	659	508	29.7%	14892	12707	17.2%
Transphobic	4	5	-20.0%	168	126	33.3%
Homophobic	73	64	14.1%	1940	1732	12.0%
Disability	51	27	88.9%	630	234	169.2%
Faith	71	50	42.0%	2113	1465	44.2%

- Hate Crime post-Brexit**

In Enfield in the 95 days following the Brexit referendum, there was a 16.1% increase in Racist hate crime compared to the 95 days prior to the vote. The count of Faith hate crime offences remained the same. In London, Racist hate crime increased by 36.0% and Faith hate crime by 12.9% following the referendum.

	Enfield			London		
	95 days after referendum (24/06 to 26/09)	95 days before referendum (21/03 to 23/06)	% Change	95 days after referendum (24/06 to 26/09)	95 days before referendum (21/03 to 23/06)	% Change
Racist	101	87	16.1%	4870	3581	36.0%
Transphobic	1	3	-66.7%	58	47	23.4%
Homophobic	15	12	25.0%	614	492	24.8%
Disability	2	3	-33.3%	229	175	30.9%
Faith	17	17	0.0%	602	533	12.9%

This page is intentionally left blank

REPORT TO: STANDING CRIME SCRUTINY PANEL**DATE: 7th October 2016****REPORT TITLE: Enfield Police Numbers****REPORT AUTHOR:****Inspector Sharon McHugh on behalf of Superintendent Barnett****PURPOSE OF REPORT:****To provide an update to members on Police Numbers in Enfield****SUMMARY: Enfield has an establishment of 555 police officers. As of Friday 7th October we had 511.73 police officers plus 14 training at Hendon.****1. BACKGROUND**

Police numbers are fluctuant monthly on each Borough. Enfield Police have had 555 police officers as our target since July 2016. This target number can also fluctuate during the year.

2. ISSUES AND CHALLENGES

Police numbers will fluctuate for a number of reasons. Officers will retire, resign, seek lateral development to specialist teams, move to other Boroughs or move on promotion.

As a Borough we have invested in ensuring we know exactly where our staff are and have a monthly HR planning meeting to forecast movements and ensure that each of the three main portfolios (Emergency response, Neighbourhoods and CID) all have as close to their budgeted target as possible.

Dedicated War Officer - DWO Uplift plan - The Mayor and MPS have agreed that each ward in London will have 2 PC DWO's and 1 PCSO by the end of 2017.

The uplift will take place in two phases: Phase One uplift of 260 by January 2017 Phase Two uplift of 269 by December 2017.

Only recognised geographic Local Authority wards will be recognised - locally formed teams are not in scope.

The wards that these DWO's are assigned to should be agreed through discussion with the Local Authorities you are not permitted to have more than 2 DWOs per ward.

Below shows the proposed uplift for YE DWO's

Wards	Borough	Ward Name	Current DWO's	Uplift Required
1	Enfield	Upper Edmonton	2	0
2	Enfield	Edmonton Green	2	0
3	Enfield	Enfield Highway	2	0
4	Enfield	Southbury	1	1
5	Enfield	Haselbury	1	1
6	Enfield	Ponders End	1	1
7	Enfield	Enfield Lock	1	1
8	Enfield	Palmers Green	1	1
9	Enfield	Turkey Street	1	1
10	Enfield	Lower Edmonton	1	1
11	Enfield	Jubilee	1	1
12	Enfield	Southgate	1	1
13	Enfield	Bowes	1	1
14	Enfield	Town	1	1
15	Enfield	Winchmore Hill	1	1
16	Enfield	Chase	1	1
17	Enfield	Bush Hill Park	1	1
18	Enfield	Southgate Green	1	1
19	Enfield	Grange	1	1
20	Enfield	Highlands	1	1
21	Enfield	Cockfosters	1	1

SNT Internal Uplift	4
Police Now 2016 Intake Uplift	5
Total Phase 1 uplift (by Jan 2017)	9

A uplift of neighbourhoods is also suggested for the top 100 crime wards across London. Enfield Borough has 5 wards within these to 100, and will seek to establish a Neighbourhood tasking team to tackle particular issues across the wards.

A Local funded estates team paid by the local authority now have their actual BWT of 16 officers. This is included in the over actual and FTE figures. The following chart shows the locations of officers as from 7.10.16.

Oct-16		Nov-16		Oct v Nov	
BWT	Actual	BWT	Actual	Actuals	
219	209.08	ERT/GPC	219	202.39	-6.69
164	144.01	NPT	164	146.73	2.72
146	136.74	Inv	146	137.71	0.97
26	21.9	Others	26	21.9	
NIL	14	Training Sch	NIL	24	
555	511.73	Grand Total	555	510.73	
Training school	plus 14	Training school		plus 24	
Total	525.73	Total		534.73	

The below table shows the most recent comparison data across the MPS. This incorporates planning for an uplift of firearms officers. Reminder of mayors and commissioners commitment - additional firearms officers are on patrol as part of Operation Hercules, our commitment to delivering extra armed officers to protect London from the threat of terrorism. The officers are working alongside their neighbourhood and specialist colleagues, on proactive operations and targeted patrols, both on foot and in vehicles. The first of the 600 officers are now fully trained and operationally ready, the Commissioner, Sir Bernard Hogan-Howe and the Mayor of London, Sadiq Khan, announced on Wednesday, 3 August.

BOCU	TP - Borough Total				
	Target Strength	Future Known Actuals	Vacancies	Vacancy Rate	Officers on Adjusted Duties
GD - Hackney Borough	587.00	576.49	10.51	1.8%	18.88
HT - Tower Hamlets Borough	625.50	621.59	3.91	0.6%	19.36
JC - Waltham Forest Borough	550.17	534.37	15.80	2.9%	14.74
Jl - Redbridge Borough	475.09	461.43	13.66	2.9%	9.98
KD - Havering Borough	368.00	372.39	-4.38	-1.2%	8.74
KF - Newham Borough	734.50	745.54	-11.04	-1.5%	25.91
KG - Barking & Dagenham Borough	446.00	449.07	-3.07	-0.7%	16.07
YE - Enfield Borough	555.00	525.21	29.79	5.4%	15.695
YR - Haringey Borough	592.00	578.12	13.88	2.3%	17.11
	4933.26	4864.20	69.06	1.4%	146.485

3. RECOMMENDATIONS

To note this report on Police numbers.

CRIME STANDING WORKSTREAM: WORK PROGRAMME 2016/2017

WORK	Lead Officer	Tuesday 5 July (Work Planning)	Thursday, 20 Oct	Thursday, 5 Jan	Wednesday, 22 Mar
Work Programme					
Panel Work Programme 2016/17 – To consider the Panel work programme	Sue Payne	Agree work programme			
Standing Items					
SSCB Partnership Plan & Strategic Priorities – To review and participate in the development of the Plan and strategic priorities for 2017 – 18.	Andrea Clemons/ Sue Payne		6 month update- on current plan and progress update –		Progress Update –
SSCB Performance Management – provide a monitoring overview on performance of SSCB	Andrea Clemons/ Sue Payne		Monitoring Update	Monitoring Update	Monitoring Update
Update on Police numbers	Supt Carl Robinson/ Sue Payne		Update	Update	Update
Briefings, Monitoring & Updates:					
Prostitution	Andrea Clemons			Report	
Gangs	Andrea Clemons				Report
Begging	Andrea Clemons			Report	
Domestic Abuse	Andrea Clemons		Report		
Update on the effects of the 24 hour Piccadilly Line tube	Andrea Clemons/ Carl Robinson				Update
Hate Crime	Andrea Clemons		Report		

Update on the impact of the provision of additional Police Officers under the MOPAC contract	Andrea Clemons/ Carl Robinson			Update	
--	----------------------------------	--	--	---------------	--

Please note that the above programme maybe subject to change during the course of the year

MINUTES OF THE MEETING OF THE CRIME SCRUTINY STANDING WORKSTREAM HELD ON TUESDAY, 22ND MARCH, 2016

MEMBERS: Councillors Joanne Laban (Chair), Elaine Hayward and Mary Maguire (Vice-Chair)

Co-opted Member: Natalie Sherman

Officers: Andrea Clemons, Head of Community Safety, Rod Bennett, Community Safety Information Manager, Susan Payne, Corporate Scrutiny Officer, Stacey Gilmour, Corporate Scrutiny Secretary

Also Attending: Superintendent Carl Robinson
Tim Fellows, Chair, Safer Neighbourhood Board
4 members of the public

469. WELCOME & APOLOGIES

Apologies from absence were received from Councillors Doyle, Ekechi and Hasan.

470. DECLARATIONS OF INTEREST

There were no declarations of interest.

471. CHANGE OF ORDER OF AGENDA

It was agreed that Item 7: Safer Neighbourhood Board Update would be taken first on the agenda. The minutes however would reflect the original order of the agenda.

472. TACKLING GANGS & SERIOUS YOUTH VIOLENCE STRATEGY & ACTION PLAN UPDATE

RECEIVED an update from Andrea Clemons, Head of Community Safety.

NOTED:

- (i) The report was split into five sections; Identification, Prevention, Intervention, Enforcement and Conclusion;
- (ii) Andrea went through the report, providing detailed information on each area;
- (iii) The Gangs Partnership Group (GPG) had now evolved into a fortnightly meeting with many partners and agencies attending;

CRIME SCRUTINY STANDING WORKSTREAM - 22.3.2016

- (iv) The two agencies that we would like to improve links with are housing and mental health. Mental health is the more important of the two and work is ongoing to try and achieve representation for the future;
- (v) There is a concern that the average age of young people coming to notice for gang related offending or involvement is decreasing. Work is ongoing to try and find out whether this is short term or a longer term issue, and this needs to be understood and tackled
- (vi) Work was taking place with the Mayors' office around gangs. Certain young people and adults will move from Enfield (and other areas) and set up a criminal franchise of sorts outside of London, predominately to set up sales of illegal drugs;
- (vii) The North Middlesex Hospital (NMH) A&E project, provided by Oasis, was officially launched in November 2015 and continues to grow. Over the last 12 months there have been 224 referrals of which 168 were Enfield residents, 93 young people were able to be contacted and offered support;
- (viii) The A&E project links in with the St Giles Trust who provide a similar service at the Royal London Hospital which is commissioned by MOPAC and information is shared between teams;
- (ix) Domestic violence and abuse are areas that need to be better understood as there appears to be an increase in sexual violence that is gang related;
- (x) The GPG coordinates action plans that support and divert young people from joining gangs. Enfield commissions, using MOPAC funding, St Giles Trust to provide a gang exit strategy worker who works with young people and their families to support them leaving the gang lifestyle or prevent them from joining gangs;
- (xi) The current St Giles worker has worked or is working with 24 young people since taking up the post;
- (xii) The Gang Call in continues and 10 have now been delivered. The police gangs coordinator post is currently vacant and this has prevented any further dates being agreed. This post is currently being recruited to;
- (xiii) The police have delivered Crest to some secondary schools within the borough. This is a version of the Call In and targets whole year groups to inform them of the risks and consequences of joining gangs;
- (xiv) A family approach is taken to intervention work and every effort is made to engage with the family and particularly parents in order to support them in diverting their children away from gangs;
- (xv) Since the strategy was agreed there has been an overall increase in serious youth violence in both Enfield and the Metropolitan Police area of 5.7% for Enfield and 6.1% increase for London;
- (xvi) There has also been a change in Anti-Social Behaviour legislation. In addition, since October 2015, the Community Safety Unit ASB team has taken on responsibility for managing the highest priority (Priority 1) cases for council housing;
- (xvii) The MPS has recently held a firearm amnesty called Operation Magpie that was held between 23/11/15 and 6/12/15. This was

CRIME SCRUTINY STANDING WORKSTREAM - 22.3.2016

specifically targeting firearms that are available or held by gang members;

- (xviii) The relationship between various gangs continues to change due to various factors and there is a constant challenge to understand this and the risks that are produced as a result;

The following questions were raised:

Q: What work is being done to discourage young people from joining gangs?

A: The attraction of gangs is often criminally earned funds. A lot of work is being done to engage with young people and show them better, legitimate opportunities. More work needs to take place around enforcement.

Q: What work do we do with other boroughs when they place their looked after children in Enfield?

A: Other boroughs transferring any 'duty of care' should be liaising closely with us so we know exactly who is being placed and any related issues. Unfortunately however there are many cases where this is not happening, and we are not receiving the relevant information.

Q: How successful was the Firearms Amnesty?

A: I do not know the results off the top of my head but I can find out and circulate to Members. **Action: Andrea Clemons**

Post meeting note: Under the Amnesty, Enfield recovered 1 non firing imitation revolver, 8 blank firing pistols and 4 AMNO

Q: How does the 24 young people that the St Giles Worker is dealing with compare to other boroughs?

A: I do not know how this number compares, however I can find out and advise accordingly. **Action: Andrea Clemons**

Post meeting note: This is a high caseload compared to other boroughs

Q: Will Crest be delivered to all secondary schools?

A: Yes, the police are gradually working their way through all secondary schools

473. SSCB PERFORMANCE MANAGEMENT

RECEIVED a report from Rod Bennett, Community Safety Information Manager.

NOTED:

- (i) General trends are very similar to those presented at the last meeting in January 2016;
- (ii) Anti-Social Behaviour calls (-5.3%), Burglary (-6.8%), Theft of Motor Vehicles (-17.3%) are all currently experiencing reductions in the rolling 12-months to 8th March 2016;
- (iii) Overall, MOPAC seven recorded crime categories are experiencing a 0.6% increase in the rolling 12 months to date;

CRIME SCRUTINY STANDING WORKSTREAM - 22.3.2016

- (iv) Enfield is currently experiencing a -5.1% decrease in Serious Youth Violence Victims in the FY 15/16 to the 28th February. London has experienced an overall increase of +4.0% in the same period
- (v) Reported Domestic Abuse Violence with Injury offences have risen by +4.4% in the FY to 2nd March 2016. This equates to an extra 37 offences;
- (vi) Four of the seven MOPAC indicators are currently experiencing in the 12-months rolling (Robbery +18.4%, Theft from M/V +4.3%, Theft from Person +1.1% and Violence with Injury +2.4%). All of these except Violence with Injury have seen a reduction in the longer term;
- (vii) A detailed table was provided showing the performance overview for MOPAC 7 and SSCB Priorities;
- (viii) Performance tracker maps were also provided for MOPAC 7 and vehicle crimes and MOPAC 7 and robbery;
- (ix) A London Borough Ranking Table was also looked at, showing MOPAC 7 and total notifiable offences percentage changes;
- (x) Further information and figures were provided for Serious Acquisitive Crime (SAC), which includes Robbery, Vehicle Crime and Burglary;
- (xi) Information and figures were also provided on Violence Against Women & Girls (VAWG) and Serious Youth Violence.

The following questions/comments were raised:

Q: Do you think the media has a lot to answer for as they only appear to report on the most awful of crimes yet very rarely show good news stories?

A: Unfortunately good news isn't really news at all, only headlines sell papers. In view of this the police put a lot of time and effort into their twitter feed and this is now one of their main areas of communication.

Q: Is there a rise in disability hate crime and if so is it related with young people travelling to and from school?

A: No, there has not been a particular rise in this sort of crime, but there is obviously a concern that people feel empowered enough to report this sort of crime, therefore a lot of work takes place around this issue. There is a meeting of the Hate Crime Forum tomorrow at Community House focusing on disability.

Q: I am shocked about the number of rapes reported on. Are we doing anything specific in this area?

A: A rape is reported to police in about 10% of cases. We have specialist investigation teams dealing with this. This is not a unique issue to Enfield though. The figures, although still shocking, demonstrate that more people are coming forward to report this type of crime. It must be remembered however that police reported figures do not clearly show the whole picture.

Q: What work is being done around Motor Vehicle Crime?

CRIME SCRUTINY STANDING WORKSTREAM - 22.3.2016

A: The police are constantly on alert. Operation Spider is in place to specifically deal with this type of crime.

474. SSCB PARTNERSHIP PLAN & STRATEGIC PRIORITIES

RECEIVED a verbal update from Andrea Clemons, Head of Community Safety.

NOTED:

- (i) It was proposed to continue with the same priorities going forward with a similar funding amount available for the next 12 months;
- (ii) It was also proposed to keep the same 7 MOPAC priorities with a focus on areas of most need and people at higher risk of harm;
- (iii) Work was taking place around housing estates, with a focus on five specific estates. The police, environment enforcement, ASB officers and Housing Estate Officers were working jointly on this, and there were already some great improvements being seen, with further interesting developments to come;
- (iv) Andrea agreed to send Susan Payne an electronic copy of the Guide to Effective Partnership Working. A copy of this can be obtained from Stacey.gilmour@enfield.gov.uk

The following question was raised:

Q: Are any extra measures being put in place for when the 24 hour tubes start running?

A: I had a meeting with TFL and Joanne McCarthy some time ago regarding this issue. However, in view of the industrial action no further developments have currently taken place. It was envisaged that the night time economy would change as a result of these changes and there would therefore be a watch and brief across London with the most affected Enfield areas being picked up on at the JTAG meetings.

475. UPDATE ON POLICE NUMBERS

An update on Police numbers in the Borough was provided by Superintendent Carl Robinson. He stated that the target for Enfield Police is 557 officers. There are currently 543.79 police officers in post which comprises both full time and part time officers.

Superintendent Robinson went on to explain that Police numbers will fluctuate for a number of good reasons. Officers will retire, resign, seek lateral development to specialist teams, move to other Boroughs or move on promotion. As a Borough Enfield have invested in ensuring it knows exactly where its staff are at and have a monthly personnel planning meeting to forecast movements and ensure that each of the three main portfolios (Emergency response, Neighbourhoods and CID) all have as close to their budgeted target as possible.

CRIME SCRUTINY STANDING WORKSTREAM - 22.3.2016

A detailed table was produced showing the most recent comparison data across the MPS – although this was produced at the end of February 2016 with future known actuals and vacancies shown to the end of May 2016. It should be noted that Enfield will be showing 557 officers from February 2016 as opposed to 561 in the last report. All boroughs have lost officers with some Boroughs losing 8 officers. This incorporates planning for enhanced SC017 (Sexual Offences investigation) which has officers undertaking sexual offence investigations on Boroughs but being provided from a central team.

The following questions were raised:

Q: What crimes give the police the most cause for concern?

A: Gang related crime is a big concern. It is very hard to tackle as it is about status, power and money. There is a lost youth which the police primarily struggle to engage with. Unfortunately the police then just become an enforcement body.

Q: What are your views on arming for police?

A: I am pleased that most officers are not armed, and I am proud to be part of an unarmed service. We do however use Taser which is a much less lethal mechanism. I would also add that the Armed Response Unit can get to any area of the MET within fifteen minutes.

Q: Future police numbers are still down. When might this change?

A: We keep pushing for it but unfortunately the numbers are allocated to us.

476. SAFER NEIGHBOURHOOD BOARD UPDATE

RECEIVED a report from Tim Fellows, Chair, Enfield Safer Neighbourhood Board.

NOTED:

- (i) The Enfield Safer Neighbourhood Board (SNB) has been in place since April 2014, and this was Tim's first year as Chair;
- (ii) The SNB holds four public meetings a year including an Annual General meeting;
- (iii) At each Board meeting it is planned to receive a presentation on a current issue regarding policing or community safety. This ongoing process will allow the Board to be better informed and more able to input in policing numbers;
- (iv) In addition, six Board members have formed an Executive Committee (including the Chair) which has assisted in taking forward the work of the Board. In order to do this, Members within the Committee have been given particular roles; for example, monitoring and dealing with all incoming and outgoing communications or co-ordinating funding bids;
- (v) In addition to the three successful bids outlined in the last update, the SNB has also had an additional two bids for project funding accepted. Brief details of the projects were provided. These were:

CRIME SCRUTINY STANDING WORKSTREAM - 22.3.2016

EIYCT & Oasis Hub Enfield – Youth Outreach and LYRC Crises Action Team;

- (vi) Three projects had received funding from MOPAC for 2014/15. These were: St Giles Trust SOS Knife Project and Leaflet, Parenting Workshops and Visits to Ben Kinsella Exhibition. An additional update was provided on each of these projects;
- (vii) In summary, the board has now established itself more fully and continues to effectively monitor issues of crime and community safety.

Tim asked the Councillors present how they felt the CAPEs were working in their wards?

Councillor Maguire said she regularly attended her CAPE and found it very useful. She felt it was a shame however that it was always the same people who turned up but felt that the time of the meeting, 11:00am, limited the number of people who would be able to attend. She did sometimes feel guilty that police time was being spent sitting around a table, when their time could be better spent elsewhere. Tim said that if the CAPE is well run it is in fact very good use of police time. He agreed that there is a need to increase the number of people attending the ward CAPES and felt this was something that Councillors could assist with as they came into contact with lots of members of the public. He asked Councillors to encourage residents to attend. Councillor Maguire said she did feel there were now limitations on what the CAPEs could achieve especially when looking at police figures and hot spots.

Councillor Hayward agreed that it was often difficult to attend her CAPE due to the time of day it was held. She also felt it was important to move location of the meetings around the ward. This would hopefully encourage more people to attend.

Councillor Laban said that her ward CAPE meeting was also held during the day, which again, often made attendance difficult. The meeting was however held in a school which proved successful as the Headteacher could then have a lot of input around schooling issues, and as a result of this, a good relationship between the CAPE and the school (Chace Community) had been formed. She felt that this good practice could be shared across the CAPEs. She advised that council officers and a Police Sergeant also attended her Ward Forum meetings to provide various pieces of information and updates, and this arrangement also proved very successful.

Tim said that there was no reason why the CAPE meetings had to be held in the day. It was down to the membership of each CAPE to decide the time and location of the meetings.

Members noted the contents of the report and thanked Tim for his update.

477. WORK PROGRAMME 2015/16

CRIME SCRUTINY STANDING WORKSTREAM - 22.3.2016

The Work Programme for 2015/16 was noted.

478. MINUTES OF THE MEETING HELD ON 12 JANUARY 2016

AGREED the minutes of the meeting held on 12 January 2016.

479. MATTERS ARISING FROM PREVIOUS MEETING ON 12 JANUARY 2016

Minute No: (4), Bullet Point: 6 – Youth Offending Figures

The following information was provided:

- (i) 173 people on case-loads;
- (ii) All young people are risk assessed;
- (iii) Intensive risk – 42% (high risk);
- (iv) 5 young people were sentenced to custodial sentences last quarter;
- (v) Overall numbers for custodial sentences in 2015 were as follows:
 - 6 – robbery
 - 4 – violence
 - 2 – offensive weapons
 - 2 – burglary
 - 1 aggravated motor vehicle crime
- (vi) Many of the issues were caused by under qualified and under motivated young people.

480. ANY OTHER BUSINESS

NOTED that there was no other business to discuss.

481. DATES OF FUTURE MEETINGS

The dates of future meetings would be agreed at the meeting of Annual Council on 11 May 2016.

The meeting ended at 8.45 pm.